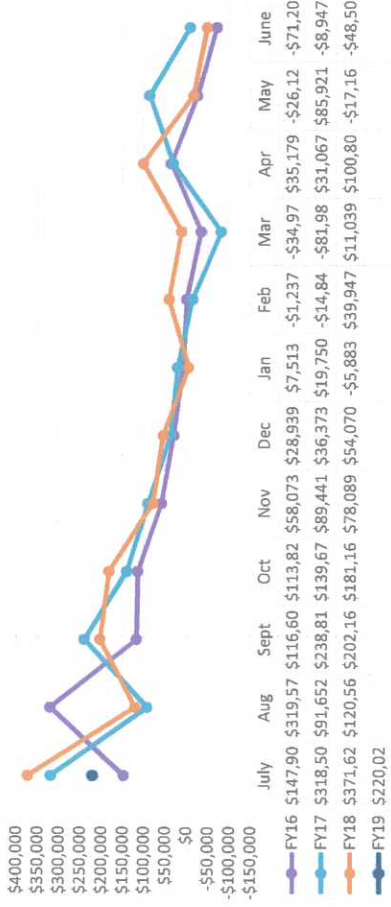


Moapa Valley Water District
OVERALL BUDGET REPORT
Water Fund - 07/01/2018 to 07/31/2018
8.33% of the fiscal year has expired

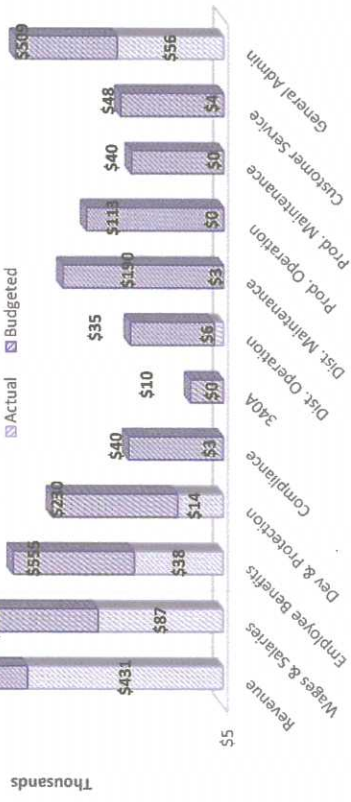
	2018 BUDGETED	YTD	% OF BUDGET EXPENDED	REMAINING BALANCE
NET INCOME / LOSS				
INCOME FROM OPERATIONS				
OPERATING REVENUE				
Water Sales	3,620,000	420,389	11.61%	3,199,611
Connection Fees	6,000	10,500	175.00%	(4,500)
340A Project	252,994	-	-	252,994
Total OPERATING REVENUE	3,878,994	430,889	11.11%	3,448,105
OPERATING EXPENSE				
Wages & Salaries	1,180,000	86,676	7.35%	1,093,324
Employee Benefits	555,000	37,761	6.80%	517,239
Resource/Develop & Protect	230,000	14,068	6.12%	215,932
Regulatory Compliance	40,000	2,844	7.11%	37,156
340A Project	10,000	490	4.90%	9,510
Dist System - Operation	35,000	6,150	17.57%	28,850
Dist System - Maint.	190,000	2,550	1.34%	187,450
Production Operations	112,500	(236)	-0.21%	112,736
Production Maintenance	40,000	400	1.00%	39,600
Customer Account Expenses	48,000	3,700	7.71%	44,300
General & Administrative	508,500	56,458	11.10%	452,042
Depreciation	740,000	-	-	740,000
Total OPERATING EXPENSE	3,689,000	210,861	5.72%	3,478,139
Total INCOME FROM OPERATIONS	189,994	220,028	115.81%	(30,034)
NON-OPEARATING ITEMS				
NON-OPERATING INCOME				
Interest Earned	6,000	984	16.40%	5,016
2nd Water Phase 1	23,500	6,888	29.31%	16,612
Capacity Fee	8,000	13,874	173.43%	(5,874)
1/4-Cent Sales Tax	280,000	-	-	280,000
Other Non-Operating revenues	27,500	76	0.28%	27,424
Total NON-OPERATING INCOME	345,000	21,822	6.33%	323,178
NON-OPERATING EXPENSE				
Interest Expense	191,329	98,383	51.42%	92,946
Bank/Paying Agent Fees	-	25	-	(25)
Vanguard Replacement	2,000	-	-	2,000
Other Non-Operating expense	10,000	4,153	41.53%	5,847
Total NON-OPERATING EXPENSE	203,329	102,561	50.44%	100,768
Total NON-OPEARATING ITEMS	141,671	(80,739)	-56.99%	222,410
Total NET INCOME / LOSS	331,665	139,289	42.00%	192,376

MVWD Financial Dashboard

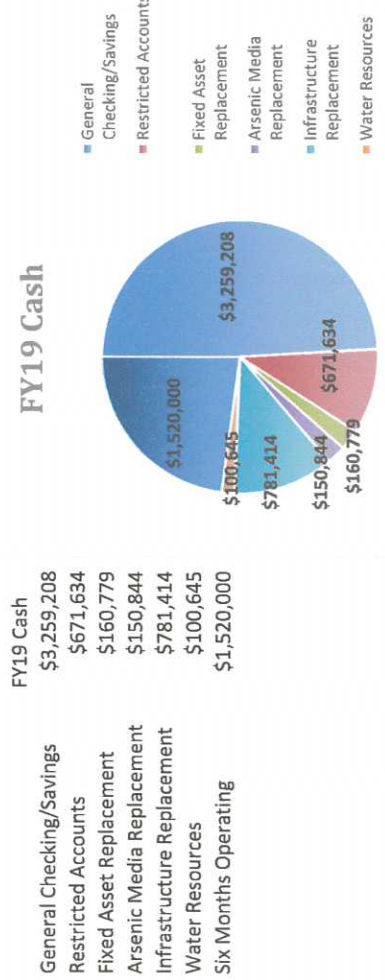
Net Income From Operations



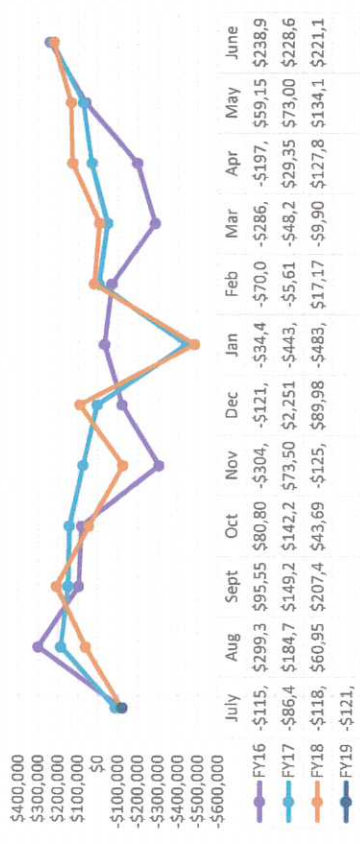
FY19 BUDGET VS. ACTUAL



FY19 Cash



Cashflows



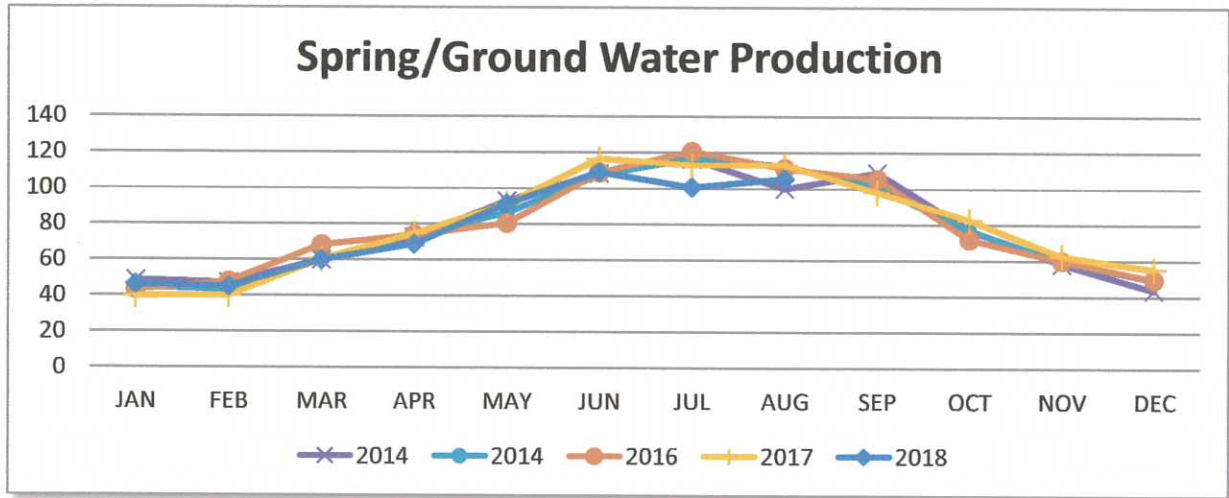
REVENUE

—x— FY16
 —*— FY17
 —o— FY18
 —+— FY19



Month	FY16	FY17	FY18	FY19
July	\$306,505	\$319,569	\$357,075	\$420,389
August	\$306,630	\$336,749	\$414,238	\$364,595
September	\$364,595	\$387,336	\$352,175	\$376,980
October	\$281,609	\$300,352	\$376,980	\$281,609
November	\$267,040	\$294,583	\$281,000	\$267,040
December	\$196,601	\$220,090	\$243,337	\$196,601
January	\$178,921	\$208,364	\$237,491	\$178,921
February	\$170,185	\$174,599	\$204,408	\$170,185
March	\$205,255	\$180,976	\$209,285	\$205,255
April	\$207,613	\$224,797	\$260,657	\$207,613
May	\$220,089	\$280,771	\$266,475	\$220,089
June	\$290,102	\$322,231	\$352,473	\$290,102

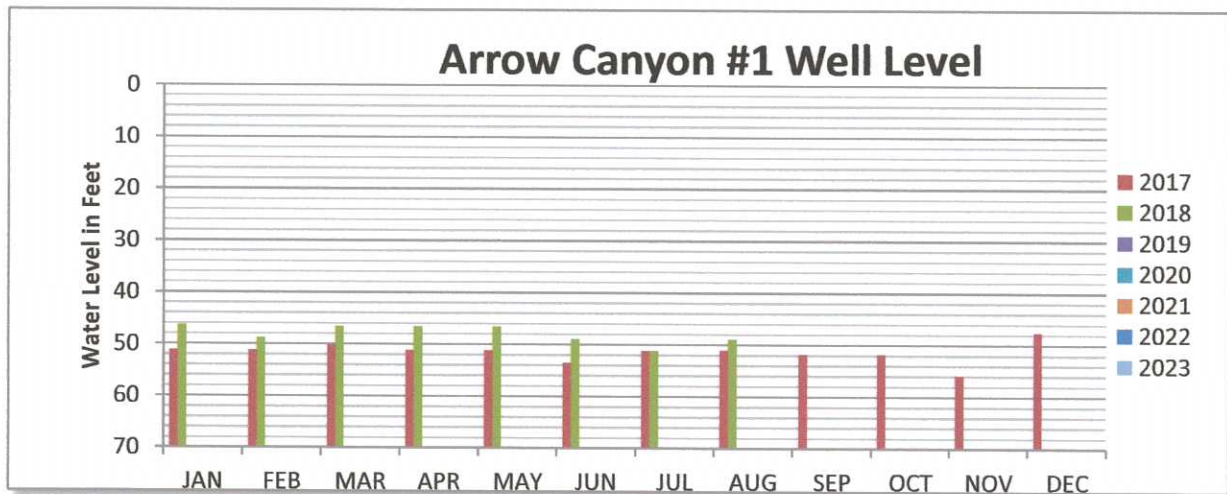
Assistant General Manager Report



Arrow Canyon #1 pumped 66,972,000 gallons

Baldwin Springs pumped 38,377,000 gallons

Total = 105,349,000 gallons



August Well Level was at 900 gpm at time of measurement.

Meter Installs

Five (5) residential 5/8"-3/4"; One (1) commercial 5/8"-3/4"

Total for Year = Twenty-four (24) Twenty-two standard residential, One delinquent/re-established residential, and One commercial

General Manager's Report

September 2018

Leak Detection

The leak detection equipment has been delivered and is currently being systematically placed throughout the Overton area in a grid pattern. The loggers are programmed and placed on top of existing valves in the distribution system then turn on in the quietest time of the night and correlate between each other listening for water leaks. Staff anticipates having Mason do a power point demonstration on the process in the near future. Staff anticipates completing a zone a month (we have 14 pressure zones).

State Engineer Water Rights Meeting

Jay Lazarus and I attended the Hydrologic Review Team (HRT) meeting hosted by the Nevada State Engineers office. Each participant was given 15 minutes to summarize key points regarding science and data that we felt the State Engineers office needs to understand to assist in moving forward with a management strategy. Next meeting is a working group scheduled for September 19th (2 members from each invited member).

Baldwin Springs Pump

The Baldwin Springs Pumps are running an extra 2 weeks behind. The stainless steel impellers are to blame. The anticipated delivery date is 112 days.

Mining Claim Meter

The District has one last remaining water service that was installed to service a mining claim on BLM lands in the mid 1980's, the owner listed on the account has abandoned the claim and discontinued paying the monthly base fee. The District is unable to lien BLM property and has sent a registered demand letter to the account holder to bring the account current or the service to the parcel will be discontinued and removed from the system.

Valve Exercise Equipment

The Hurco valve exercising equipment has been delivered. Staff is in the process of familiarizing themselves on the operational capacities of the system. This valve exerciser will help crews keep up with maintenance of the 1,646 valves in the distribution system.

East Logandale Tank

Staff had an independent tank inspection performed on the E. Logandale tank. The inspection report indicated that a complete drain, sand and blast recoat be performed in the next 1 to 3 years.